

MicroPrime™ G

INSTRUCTIONS

RxOnly

PRODUCT DESCRIPTION

MicroPrime™ G is a dental desensitizing agent.

INDICATIONS FOR USE

MicroPrime™ G is a superior desensitizing agent, to be placed under dental cements or other restorative materials – temporary, provisional or final. MicroPrime G can be used for desensitization of amalgam restorations, either conventional or bonded.

GENERAL INFORMATION

MicroPrime G contains glutaraldehyde and HEMA.

WITH GLASS IONOMER AND ZINC PHOSPHATE CEMENTS

MicroPrime G is very effective when applied to vital crown preparations prior to luting with these cements. It may also be used at the “prep” appointment to desensitize during temporization. When MicroPrime is used properly in conjunction with these cements, complete desensitization will result in nearly all preparations.

WITH RESIN ADHESIVES

Most dentin bonding materials such as All Bond 2, Tenure, Optibond, Scotchbond MP, Photo Bond, etc. will benefit from MicroPrime application. The application of MicroPrime reliably reduces post-op sensitivity by supporting the collagen framework for easier penetration of the adhesive, thus enhancing the dentin bond.

WITH AMALGAMS

MicroPrime G can be used to eliminate post-op sensitivity under standard amalgam restorations.

NON-BONDED RESTORATIONS

1. Clean tooth prep area.
2. Dry with air (dryness is not critical).
3. Apply MicroPrime to dried tooth using brush or cotton pellet. Avoid soft tissue.
4. Wait 30 seconds, then dry with air.
5. Place restorative material such as amalgam, castings, etc. (Zinc phosphate and glass ionomer cements work well with MicroPrime G.)

MicroPrime™ G

INSTRUCTIONS

RxOnly

PRODUCT DESCRIPTION

MicroPrime™ G is a dental desensitizing agent.

INDICATIONS FOR USE

MicroPrime™ G is a superior desensitizing agent, to be placed under dental cements or other restorative materials – temporary, provisional or final. MicroPrime G can be used for desensitization of amalgam restorations, either conventional or bonded.

GENERAL INFORMATION

MicroPrime G contains glutaraldehyde and HEMA.

WITH GLASS IONOMER AND ZINC PHOSPHATE CEMENTS

MicroPrime G is very effective when applied to vital crown preparations prior to luting with these cements. It may also be used at the “prep” appointment to desensitize during temporization. When MicroPrime is used properly in conjunction with these cements, complete desensitization will result in nearly all preparations.

WITH RESIN ADHESIVES

Most dentin bonding materials such as All Bond 2, Tenure, Optibond, Scotchbond MP, Photo Bond, etc. will benefit from MicroPrime application. The application of MicroPrime reliably reduces post-op sensitivity by supporting the collagen framework for easier penetration of the adhesive, thus enhancing the dentin bond.

WITH AMALGAMS


MicroPrime G can be used to eliminate post-op sensitivity under standard amalgam restorations.

NON-BONDED RESTORATIONS

1. Clean tooth prep area.
2. Dry with air (dryness is not critical).
3. Apply MicroPrime to dried tooth using brush or cotton pellet. Avoid soft tissue.
4. Wait 30 seconds, then dry with air.
5. Place restorative material such as amalgam, castings, etc. (Zinc phosphate and glass ionomer cements work well with MicroPrime G.)

BONDED APPLICATIONS

- Clean tooth prep area.
- Etch with 10 - 40% phosphoric acid for 15 to 30 seconds.
- Rinse.
- Dry with air (dryness is not critical).
- Apply MicroPrime, using brush or cotton pellet. Avoid soft tissue.
- Wait 30 seconds, then dry or leave moist, per manufacturer's instructions for the bonding agent.
- Direct restorations: Apply composite bonding agent and composite per manufacturer's instructions.
- Indirect restorations or sealing preparation: Apply composite bonding agent and luting resin per manufacturer's instructions.











 **WARNING! MicroPrime G and other glutaraldehyde based desensitizers will burn soft tissues. Keep off soft tissues.** Avoid contact with eyes, skin, and mucous membranes. If accidental contact occurs, **FLUSH IMMEDIATELY WITH WATER. CONSULT PHYSICIAN IMMEDIATELY IF EYE CONTACT OCCURS.** Keep away from children.

STORAGE AND SHELF LIFE

Expiration date is placed on each MicroPrime bottle. MicroPrime has a three year shelf life when kept below 25°C/77°F.

DEFINITIONS OF SYMBOLS

The following symbols may appear on the product packaging or labeling.

Symbol	Definition	Symbol	Definition
	Reference number		Lot number
	Use by		Upper limit of temperature
	Caution: Federal law restricts this device to sale by or on the order of a dentist.		European Community Authorized Representative
	Manufacturer		European Mark of Conformity
	Keep away from sunlight		Consult instructions for use

 Danville Materials
a Zest Anchors, LLC company
2875 Loker Avenue East
Carlsbad, CA 92010 USA
(1)760-743-7744

 MDSS GmbH
Schiffgraben 41
30175 Hannover
Germany

www.zestdent.com




93328 REV G



BONDED APPLICATIONS

- Clean tooth prep area.
- Etch with 10 - 40% phosphoric acid for 15 to 30 seconds.
- Rinse.
- Dry with air (dryness is not critical).
- Apply MicroPrime, using brush or cotton pellet. Avoid soft tissue.
- Wait 30 seconds, then dry or leave moist, per manufacturer's instructions for the bonding agent.
- Direct restorations: Apply composite bonding agent and composite per manufacturer's instructions.
- Indirect restorations or sealing preparation: Apply composite bonding agent and luting resin per manufacturer's instructions.











 **WARNING! MicroPrime G and other glutaraldehyde based desensitizers will burn soft tissues. Keep off soft tissues.** Avoid contact with eyes, skin, and mucous membranes. If accidental contact occurs, **FLUSH IMMEDIATELY WITH WATER. CONSULT PHYSICIAN IMMEDIATELY IF EYE CONTACT OCCURS.** Keep away from children.

STORAGE AND SHELF LIFE

Expiration date is placed on each MicroPrime bottle. MicroPrime has a three year shelf life when kept below 25°C/77°F.

DEFINITIONS OF SYMBOLS

The following symbols may appear on the product packaging or labeling.

Symbol	Definition	Symbol	Definition
	Reference number		Lot number
	Use by		Upper limit of temperature
	Caution: Federal law restricts this device to sale by or on the order of a dentist.		European Community Authorized Representative
	Manufacturer		European Mark of Conformity
	Keep away from sunlight		Consult instructions for use

 Danville Materials
a Zest Anchors, LLC company
2875 Loker Avenue East
Carlsbad, CA 92010 USA
(1)760-743-7744

 MDSS GmbH
Schiffgraben 41
30175 Hannover
Germany

www.zestdent.com



93328 REV G

