



CHAIRSIDE®

Custom Impression Trays

ACHIEVE IMPRESSIVE RESULTS WITH
**CHAIRSIDE® MASSAD® EDENTULOUS
LOW TEMP IMPRESSION TRAYS**



Need a Custom Tray in Under a Minute?

TRY CHAIRSIDE® CUSTOM IMPRESSION TRAYS

CHAIRSIDE® Massad® Edentulous Low Temp Impression Trays are moldable stock impression trays that allow superior full-arch impressions with as much detail as a custom tray. The Massad Technique, using multiple viscosity impression materials, in combination with these special impression trays has been used all around the world to achieve accurate detailed denture impressions ideal for use in fabricating LOCATOR® Overdentures.

ACCURACY AND TIME SAVINGS

- Using a hot water bath, the thermoplastic trays are easily formed and adapted in the patient's mouth.
- One visit final impressions that are fully adjustable in <1 minute.



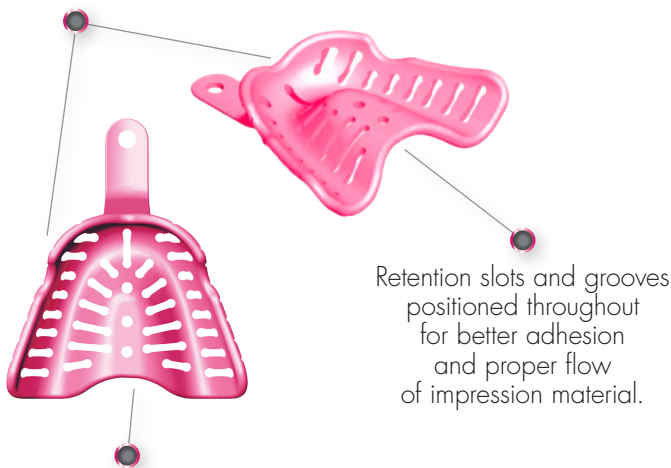
MINIMAL INVENTORY

- Available in five (5) sizes for maxillary and mandibular arches, trays are fully adjustable to fit a range of patients' mouths.

ERGONOMIC AND ANATOMICAL DESIGN

MAXILLA TRAYS

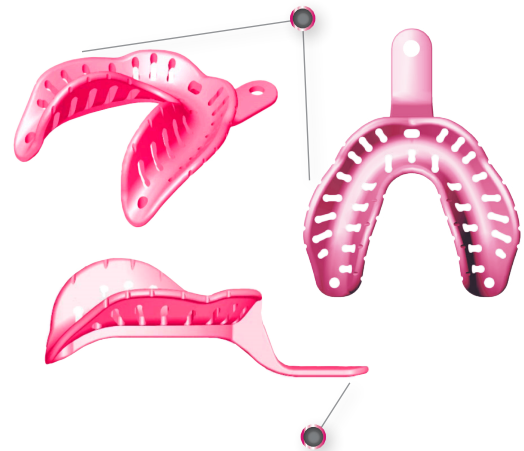
Low vestibular borders and release areas for various muscle attachments.



Contoured posteriors to precisely capture hard/soft palate throat form.

MANDIBLE TRAYS

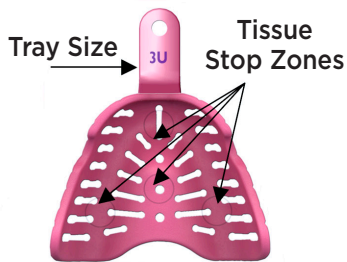
Precisely capture anatomical and physiological mylohyoid and retromylohyoid space.



Longer/lower tray handle positions to prevent interference with the opposing lip tissue and ergonomic finger supports to provide stability and balance during impression procedures.

FOUR SIMPLE STEPS TO ACCURATE RESULTS

MAXILLA TRAYS



STEP 1: Size
Heat Mold
to Desired Shape



STEP 2: Stops
Center to Ridge
allowing 2-3mm
of space

RECOMMENDED:
CHAIRSIDE Heavy Body
Impression Material



STEP 3: Border Mold
Pull lips & cheeks
Pooch, Drop jaw, Smile
Occlude nose & cough

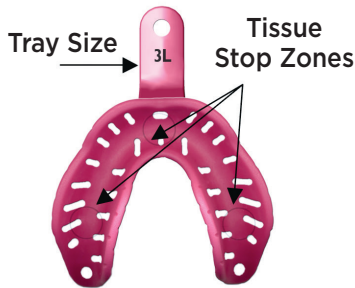
RECOMMENDED:
CHAIRSIDE Heavy Body
Impression Material



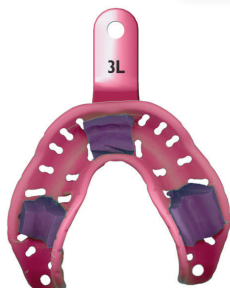
STEP 4: Wash
Pull lips & cheeks
Pooch, Smile, Drop Jaw,
Occlude nose & cough

RECOMMENDED:
CHAIRSIDE Medium/Light Body
Impression Material

MANDIBLE TRAYS



STEP 1: Size
Heat Mold
to Desired Shape



STEP 2: Stops
Center to Ridge
allowing 2-3mm of space

RECOMMENDED:
CHAIRSIDE Heavy Body
Impression Material



STEP 3: Border Mold
Pull lips & cheeks
Pooch, Smile
Move tongue

RECOMMENDED:
CHAIRSIDE Heavy Body
Impression Material



STEP 4: Wash
Pull lips & cheeks
Pooch, Smile
Move tongue

RECOMMENDED:
CHAIRSIDE Medium/Light Body
Impression Material

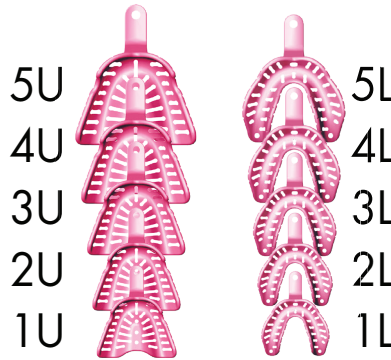
MOLDING INSTRUCTIONS

METHOD/ TEMPERATURE	TIME
Hot Water Bath 165° F (74°C)	5-40 seconds for small trays 15-60 seconds for large trays



PRODUCT ORDERING INFORMATION

CHAIRSIDE® MASSAD® EDENTULOUS LOW TEMP IMPRESSION TRAYS



ITEM NUMBER	DESCRIPTION	PRICE
09142	Combination Pack Box of ten (10) Trays, one (1) of each size	\$40.00
09143	Size 1 Upper, Ten (10) Trays per box	\$40.00
09144	Size 2 Upper, Ten (10) Trays per box	\$40.00
09145	Size 3 Upper, Ten (10) Trays per box	\$40.00
09146	Size 4 Upper, Ten (10) Trays per box	\$40.00
09147	Size 5 Upper, Ten (10) Trays per box	\$40.00
09148	Size 1 Lower, Ten (10) Trays per box	\$40.00
09149	Size 2 Lower, Ten (10) Trays per box	\$40.00
09150	Size 3 Lower, Ten (10) Trays per box	\$40.00
09151	Size 4 Lower, Ten (10) Trays per box	\$40.00
09152	Size 5 Lower, Ten (10) Trays per box	\$40.00

Achieve impressive results with CHAIRSIDE Impression Trays today by calling **800.262.2310** or visiting **www.zestdent.com**



ZEST DENTAL SOLUTIONS
2875 LOKER AVENUE EAST
CARLSBAD, CA 92010
USA

TEL: 760.743.7744 OR 800.262.2310
FAX: 760.743.7975
EMAIL: SALES@ZESTDENT.COM
WWW.ZESTDENT.COM

DISTRIBUTED BY: