

# MicroPrime™ B

## INSTRUCTIONS

RxOnly

### PRODUCT DESCRIPTION

MicroPrime™ B is a dental desensitizing agent.

### INDICATIONS FOR USE

MicroPrime™ B is a superior desensitizing agent, to be placed under dental cements or other restorative materials – temporary, provisional or final. MicroPrime B can be used for desensitization of amalgam restorations, either conventional or bonded.

### GENERAL INFORMATION

MicroPrime B contains benzethonium chloride and HEMA as well as a small amount of sodium fluoride as an added source of fluoride ion.

### WITH GLASS IONOMER AND ZINC PHOSPHATE CEMENTS

MicroPrime B is very effective when applied to vital crown preparations prior to luting with these cements. It may also be used at the “prep” appointment to desensitize during temporization. When MicroPrime B is used properly in conjunction with these cements, complete desensitization will result in nearly all preparations.

### WITH RESIN ADHESIVES

Most dentin bonding materials such as All Bond 2, Tenure, Optibond, Scotchbond MP, Photo Bond, etc. will benefit from MicroPrime B application. The application of MicroPrime B reliably reduces post-op sensitivity by supporting the collagen framework for easier penetration of the adhesive, thus enhancing the dentin bond.

### WITH AMALGAMS

MicroPrime B can be used to eliminate post-op sensitivity under standard amalgam restorations.

### NON-BONDED RESTORATIONS

1. Clean tooth prep area.
2. Dry with air (dryness is not critical).
3. Apply MicroPrime B to dried tooth using brush or cotton pellet. Avoid soft tissue.
4. Wait 30 seconds, then dry with air.
5. Place restorative material such as amalgam, castings, etc. (Zinc phosphate and glass ionomer cements work well with MicroPrime B.)

# MicroPrime™ B

## INSTRUCTIONS

RxOnly

### PRODUCT DESCRIPTION

MicroPrime™ B is a dental desensitizing agent.

### INDICATIONS FOR USE

MicroPrime™ B is a superior desensitizing agent, to be placed under dental cements or other restorative materials – temporary, provisional or final. MicroPrime B can be used for desensitization of amalgam restorations, either conventional or bonded.

### GENERAL INFORMATION

MicroPrime B contains benzethonium chloride and HEMA as well as a small amount of sodium fluoride as an added source of fluoride ion.

### WITH GLASS IONOMER AND ZINC PHOSPHATE CEMENTS

MicroPrime B is very effective when applied to vital crown preparations prior to luting with these cements. It may also be used at the “prep” appointment to desensitize during temporization. When MicroPrime B is used properly in conjunction with these cements, complete desensitization will result in nearly all preparations.

### WITH RESIN ADHESIVES

Most dentin bonding materials such as All Bond 2, Tenure, Optibond, Scotchbond MP, Photo Bond, etc. will benefit from MicroPrime B application. The application of MicroPrime B reliably reduces post-op sensitivity by supporting the collagen framework for easier penetration of the adhesive, thus enhancing the dentin bond.

### WITH AMALGAMS

MicroPrime B can be used to eliminate post-op sensitivity under standard amalgam restorations.

### NON-BONDED RESTORATIONS

1. Clean tooth prep area.
2. Dry with air (dryness is not critical).
3. Apply MicroPrime B to dried tooth using brush or cotton pellet. Avoid soft tissue.
4. Wait 30 seconds, then dry with air.
5. Place restorative material such as amalgam, castings, etc. (Zinc phosphate and glass ionomer cements work well with MicroPrime B.)

## BONDED APPLICATIONS










1. Clean tooth prep area.
2. Etch with 10 - 40% phosphoric acid for 15 to 30 seconds.
3. Rinse.
4. Dry with air (dryness is not critical).
5. Apply MicroPrime B, using brush or cotton pellet. Avoid soft tissue.
6. Wait 30 seconds, then dry or leave moist, per manufacturer's instructions for the bonding agent.
- 7a. Direct restorations: Apply composite bonding agent and composite per manufacturer's instructions.
- 7b. Indirect restorations or sealing preparation: Apply composite bonding agent and luting resin per manufacturer's instructions.

## STORAGE AND SHELF LIFE

Expiration date is placed on each MicroPrime B bottle. MicroPrime B has a three year shelf life when kept below 25°C/77°F.

## DEFINITIONS OF SYMBOLS

The following symbols may appear on the product packaging or labeling.

Symbol	Definition	Symbol	Definition
	Reference number		Lot number
	Use by		Upper limit of temperature
RxOnly	Caution: Federal law restricts this device to sale by or on the order of a dentist.		European Community Authorized Representative
	Manufacturer		European Mark of Conformity
	Keep away from sunlight		Consult instructions for use

## BONDED APPLICATIONS










1. Clean tooth prep area.
2. Etch with 10 - 40% phosphoric acid for 15 to 30 seconds.
3. Rinse.
4. Dry with air (dryness is not critical).
5. Apply MicroPrime B, using brush or cotton pellet. Avoid soft tissue.
6. Wait 30 seconds, then dry or leave moist, per manufacturer's instructions for the bonding agent.
- 7a. Direct restorations: Apply composite bonding agent and composite per manufacturer's instructions.
- 7b. Indirect restorations or sealing preparation: Apply composite bonding agent and luting resin per manufacturer's instructions.

## STORAGE AND SHELF LIFE

Expiration date is placed on each MicroPrime B bottle. MicroPrime B has a three year shelf life when kept below 25°C/77°F.

## DEFINITIONS OF SYMBOLS

The following symbols may appear on the product packaging or labeling.

Symbol	Definition	Symbol	Definition
	Reference number		Lot number
	Use by		Upper limit of temperature
RxOnly	Caution: Federal law restricts this device to sale by or on the order of a dentist.		European Community Authorized Representative
	Manufacturer		European Mark of Conformity
	Keep away from sunlight		Consult instructions for use

 Danville Materials  
a Zest Anchors, LLC company  
2875 Loker Avenue East  
Carlsbad, CA 92010 USA  
(1)760-743-7744

www.zestdent.com

 ZEST DENTAL  
SOLUTIONS

0378 REV M

 MDSS GmbH  
Schiffgraben 41  
30175 Hannover  
Germany



 Danville Materials  
a Zest Anchors, LLC company  
2875 Loker Avenue East  
Carlsbad, CA 92010 USA  
(1)760-743-7744

www.zestdent.com

 ZEST DENTAL  
SOLUTIONS

0378 REV M

 MDSS GmbH  
Schiffgraben 41  
30175 Hannover  
Germany

